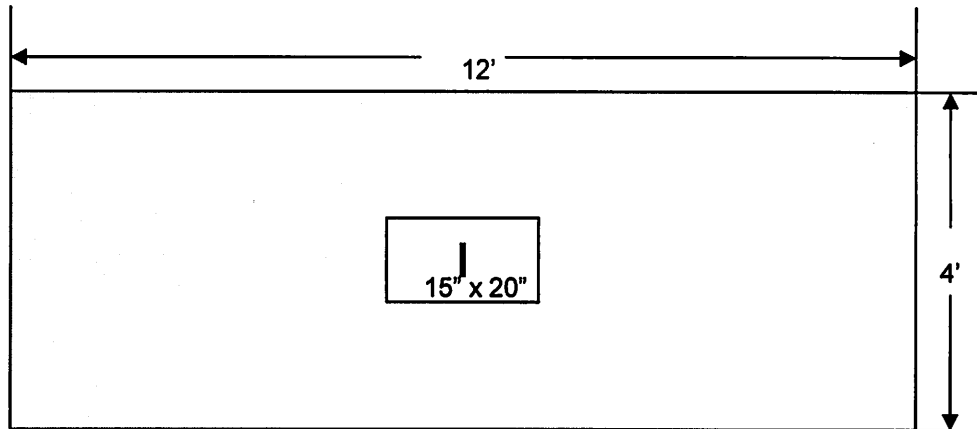


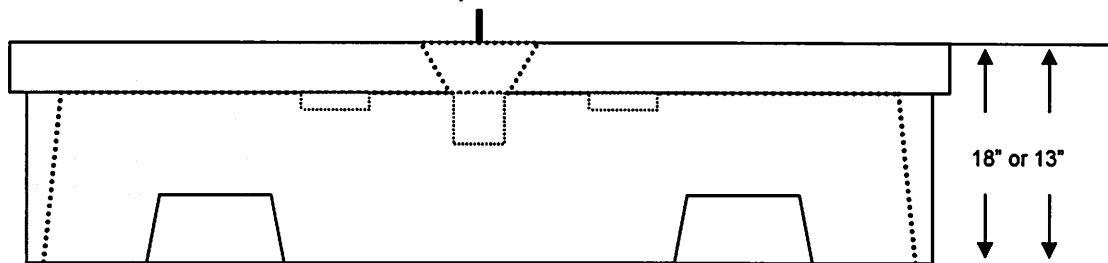
# William N. Lamarre Concrete Products, Inc.

## 4' x 12' LEACHING CHAMBER

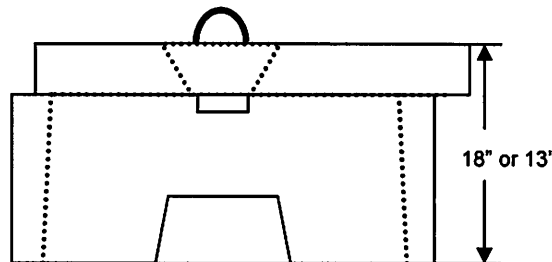
Regular and Low Profile  
H10 or HD Top Loading Only  
(Drawings Not to Scale)



Top View



Side View - Cross Section



End View - Cross Section

### Notes

1. Concrete strength  $f_c$  4000PSI@28 days. Density 150 PCF.
2. Cement, Portland Type II or III, ASTM C150-81
3. Admixtures, air & plasticizers per ASTM C233-82
4. Reinforcement per ASTM C1227-latest revision
5. HD-Top loading available – add 2" to height
6. Units overlap for additional strength
7. Conforms to Mass Title V specifications