

William N. Lamarre Concrete Products, Inc.

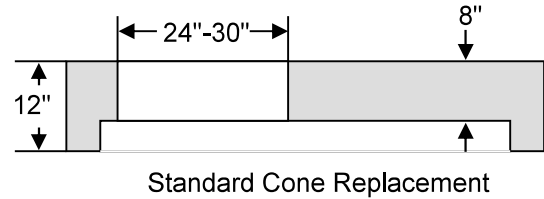
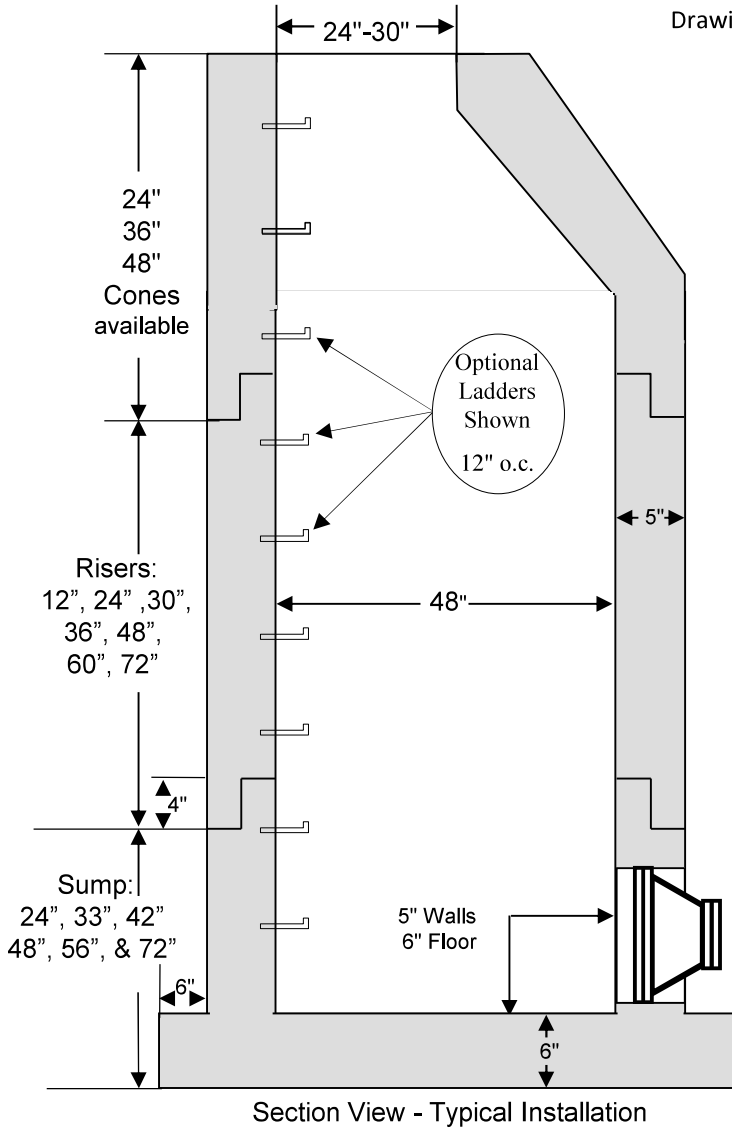
4' DIAMETER MANHOLE w/Extended Base

Available for Plain, Sewer, Drain, & Catch Basins

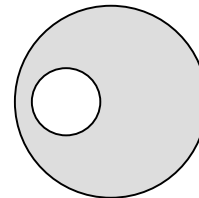
4' inside diameter, 5" walls

H20

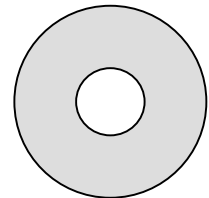
Drawing Not to Scale



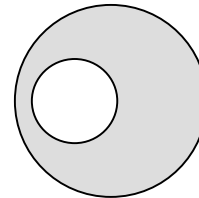
Cone Replacement Options



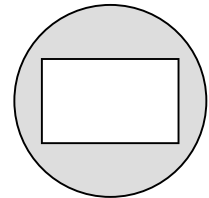
24" Offset



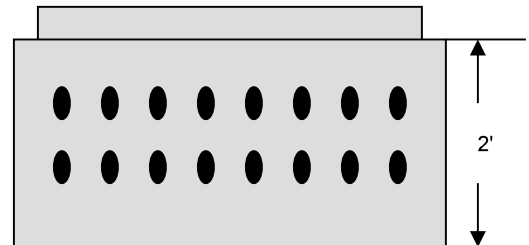
24" Centered



30" Offset or Centered



Openings available For hatches



Notes

1. General 4' diameter Manhole spec. - can be used for Sewer, Drain Manholes & Catch Basins
2. Concrete strength f'c 4000PSI@28 days. Density 150 PCF.
3. Cement, Portland Type II or III, ASTM C150-18.
4. Reinforced Steel conforms to latest ASTM A1064 Spec. 0.12 SQ. IN./Lineal FT. and 0.12 SQ IN. (Both ways) Base Bottom.
5. Admixtures, air & plasticizers per ASTM C1116, C494, C260 and C1017.
6. H20 Design Loading AASHTO HS-20-44; ASTM C478 specs for precast reinforced concrete manhole sections.
7. Butyl resin joint seal conforms to latest ASTM C913, C990 & C443 specs.
8. Optional steel reinforced plastic steps meet ASTM A615 – MA Industries type PS-2-PR-SL.
9. Holes cored to your plans/specifications. Drawings or plans must be submitted prior to any coring.
10. Sewer Manholes are spray coated w/Aqua Safe Waterproof